

Concord

Beacon TUNE

Tuneable White LED spotlight



Lumiance **SYLVANIA**

by **HAVELLS SYLVANIA**

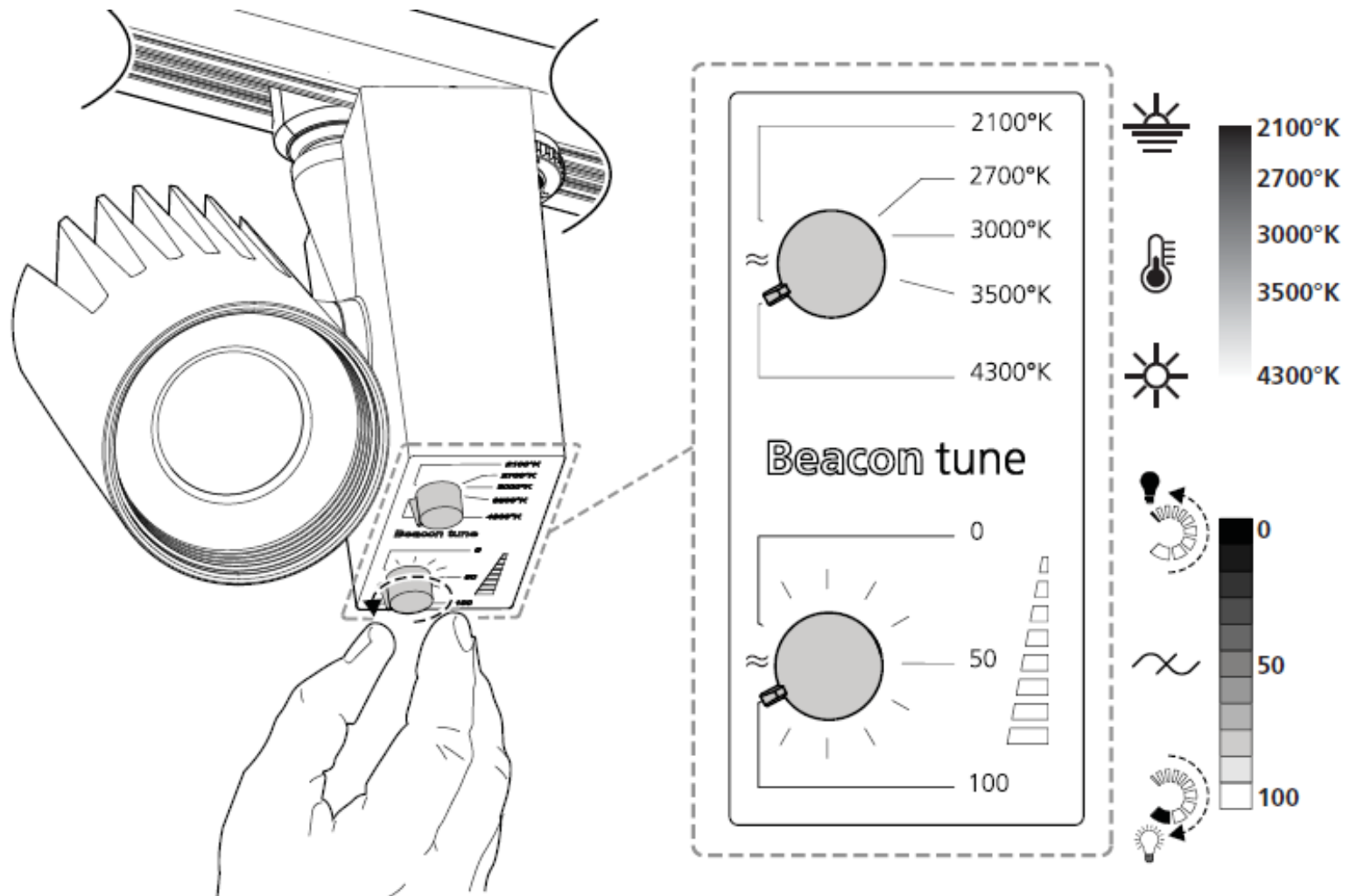


Product Specification


- Separate **on-board graduated potentiometers** for Tuning and Dimming
 - **Tuneable White** range: 2100K - 4300K
 - **Dimmable**: 100% to 0%
- Total system power: **23W**
- Fixture lumens: **Spot** (26°) = 1074lm
Flood (42°) = 978lm
- **High colour rendering**: Ra90
- **Lytespan 3** - track mounting
- **Black or White** colour finish
- Application: **Museums and Galleries**



On-board: Colour Tuning & Dimming



On-board: Colour Tuning & Dimming



4300K

3500K

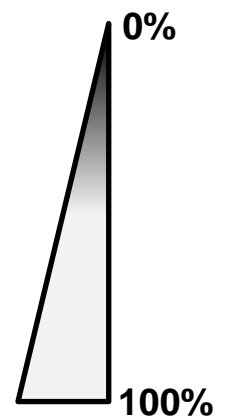
3000K

2700K

2100K



Dimmable
down to
0%

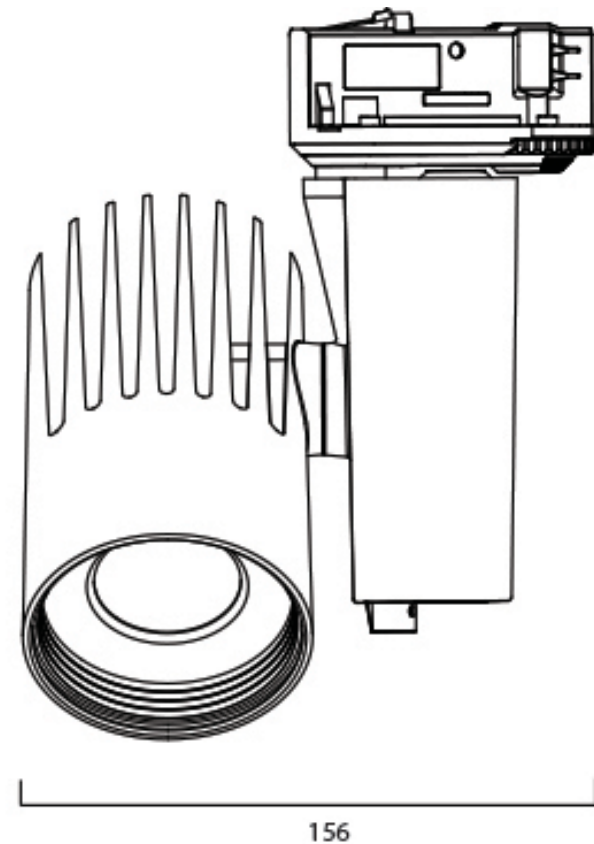
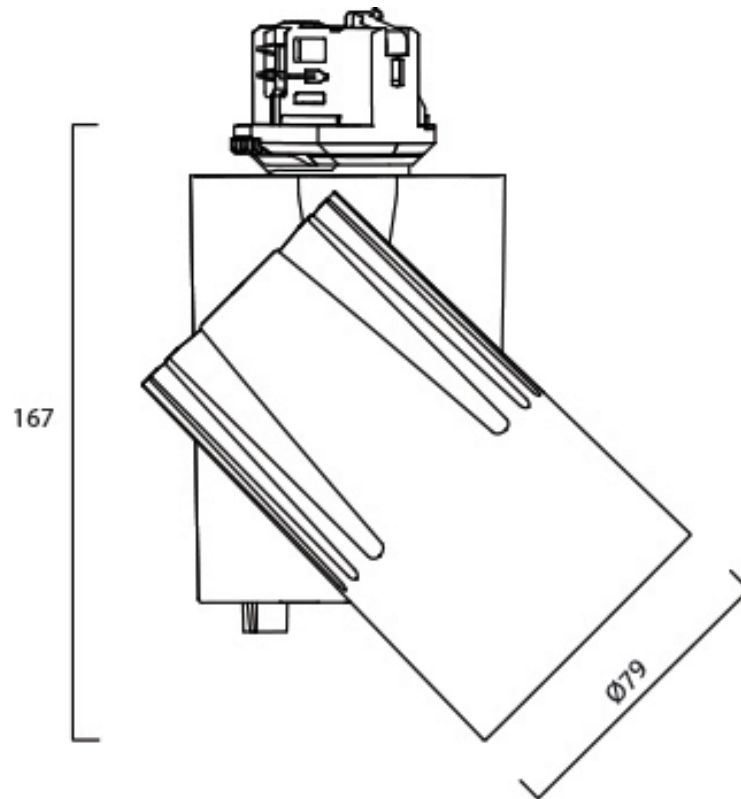


Beacon Tune



Concord
by **HAVELLS SYLVANIA**

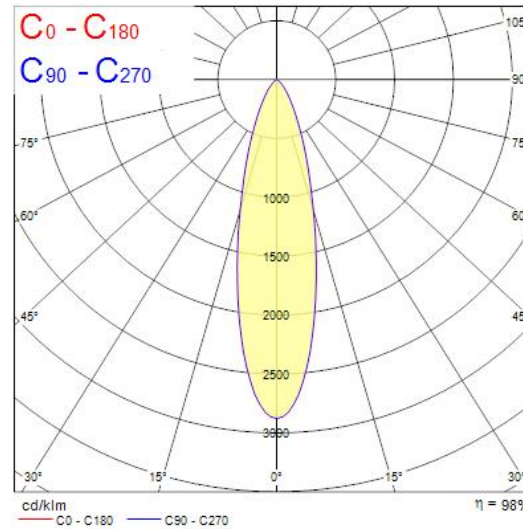
Line Drawing



Dimensions (mm)

Photometrics

SPOT 26°

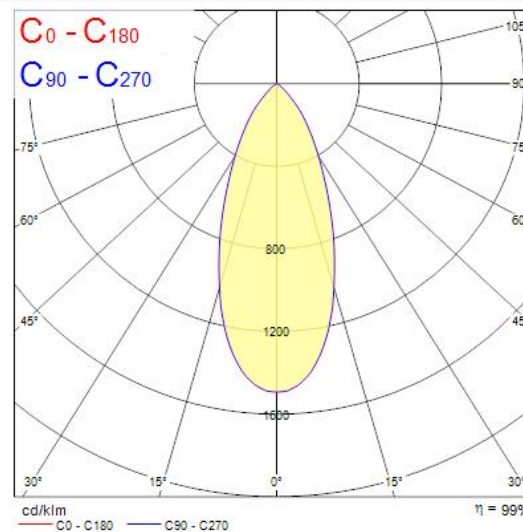


0.5	0.24	$E(0^\circ)$ $E(C0)$ 13.3°	12358 5704
1.0	0.47	$E(0^\circ)$ $E(C0)$ 13.3°	3090 1428
1.5	0.71	$E(0^\circ)$ $E(C0)$ 13.3°	1373 634
2.0	0.95	$E(0^\circ)$ $E(C0)$ 13.3°	772 357
2.5	1.18	$E(0^\circ)$ $E(C0)$ 13.3°	494 228
3.0	1.42	$E(0^\circ)$ $E(C0)$ 13.3°	343 158

Distance [m] Cone diameter [m] Illuminance [lx]

C0 - C180 (Half beam angle: 26.6°)

FLOOD 42°



0.5	0.39	$E(0^\circ)$ $E(C0)$ 21.2°	5838 2380
1.0	0.78	$E(0^\circ)$ $E(C0)$ 21.2°	1459 595
1.5	1.16	$E(0^\circ)$ $E(C0)$ 21.2°	649 264
2.0	1.55	$E(0^\circ)$ $E(C0)$ 21.2°	365 149
2.5	1.94	$E(0^\circ)$ $E(C0)$ 21.2°	234 95
3.0	2.33	$E(0^\circ)$ $E(C0)$ 21.2°	162 66

Distance [m] Cone diameter [m] Illuminance [lx]

C0 - C180 (Half beam angle: 42.4°)

Features & Benefits

Feature	Benefit
Colour Tuning 2100K-4300K	Tuneable from 4300K down to a warm 2100K; the warmest setting on the market from a tuneable white spotlight.
Dimming	Smooth on-board dimming from 100-0%
Precise Control	Individual on-board graduated potentiometers allow for both colour tuning and dimming – ensuring consistency and accuracy across all installed fixtures.
Quality of Light	High colour rendering index, Ra90
Beams	Available as a Spot (26°) or Flood (42°)
Application	Ideal for museums and galleries – where displays and exhibitions alternate.
Accessories	The peak accessory acts as a shielding visor for light spill onto the ceiling – ideal when mounting close to a wall. Barn doors are also available.

Product Offering



2059061	Beacon Tune Spot O/B Dim L3 White
2059062	Beacon Tune Spot O/B Dim L3 Black
2059063	Beacon Tune Flood O/B Dim L3 White
2059064	Beacon Tune Flood O/B Dim L3 Black
2059220	Beacon Tune Peak Black
2052940	Beacon Barn Door Black



Concord

